

Viking Sewing Machine Classes

You are the proud owner of a Husqvarna Viking Sewing machine and need to know all the wonderful features your sewing machine has. Bring your sewing machine, power cord, foot pedal, accessories and user's guide to learn what your machine can do for you. Classes are \$10 for those who purchase their machine from **Ruth's Stitchery**. You will receive a \$10 in store coupon when attending as scheduled within the first year. Classes are \$50 per session for those who have not purchased their machine from **Ruth's Stitchery** or have had their machine longer than 1 year.

- ❖ **Diamond /Ruby** 2 sessions
Saturday, 3/10-3/24, skips 3/17 9:30am
- ❖ **Topaz** 2 sessions
Thursday, 1/26 - 2/2 9:30am
- ❖ **Sapphire** 1 session
Monday, 1/30 1:00pm
- ❖ **Serger S series** 2 sessions
Tuesday 1/31 - 2/7 1:00-4:00pm
- ❖ **HQ 16**
Classes to be determined later

5D Software by Viking

5D Software is available for your embroidery needs. The new software makes monogramming a snap and easily customizable. The new express trace has been expanded to make a running stitch or satin stitch. You can also see what the designs will look like on a photograph of the actual fabric... to scale! Marilyn, Betsy or Beth will demonstrate all these new features. 5D Software Demonstrations and private lessons are available at Ruth's Stitchery upon request.

Need Help?

Ruth's Stitchery has sessions available for you to come in and have your sewing, handwork and knitting questions answered. Please call to confirm dates in case of late date changes.

- Knit-A-Long** Free
Second Wednesday 9:30am
Monthly Mimi
1/11, 2/8, 3/14, 4/11
Mimi has been knitting for years and will lend her expertise to help you with your knitting projects. Socks, hats, gloves, bags, scarves, knitted lace... the list is endless. Mimi can help.

- Sew-In** Free
Monthly Beth
Last Friday 2:00pm-10:00pm
1/27, 2/24, 3/30 and 4/27
Come in with your UFO's or any machine sewing project you have and Beth will help you with the next step. We have extended the hours this year for more time to sew.
*Dates may vary.

- Stitch In** Free
Monthly Carol
First Saturday 1:00pm
1/7, 2/4, 3/3, 4/7
Carol will help you with your entire cross stitch or hand needlework questions. Hardanger, Cross Stitch on linen are a few areas of her expertise.

Classes Offered this Quarter

- ❖ **All That Jazz** \$35
2 sessions Beth
Saturday, 4/14-4/28 skips 4/21 1:00pm
Create this very contemporary quilt in lap size in a day, larger if you want to continue at home.

- ❖ **Appliqué Study Group** Free
Monthly
3rd Friday 9:30am
1/20, 2/17, 3/16, 4/20
This on-going group is dedicated exclusively to the study of hand appliqué. The group has elected to work on individual projects.

- ❖ **Beginning Photography** \$20
1 session Beth C
Monday, 2/6 9:30am
Ever wanted to add photographs to a quilt? Beth C. will show you just how easy it is. She has her favorite products to get the job done and will share the ins and outs of transferring photos to fabric.

- ❖ **Breakfast Club** \$25/session
6 sessions Barbara S
Third Monday, 1/16 & 3/19 8:30am
Third Saturday, 1/21 & 3/17 8:30am
Start your day with breakfast and a great pattern for quilts or projects using 2 1/2" strips every other month. **Pattern and Breakfast included!**

- ❖ **Beginner Classes**
- ❖ **Intermediate Classes**
- ❖ **Advanced Classes**

- ❖ **Brown Bag Surprise** Free / \$65 Kit
1 session Ruth
Sunday, 4/29 10:00am-4:00pm
Be Brave, Be Daring, Be Bold. Join in for a day of sewing - your fabric will be pre-cut and in a brown bag with the pattern when you come to class! You will be surprised how fast the top will go together. How easy is that?


- ❖ **Bust That Stash** \$40/ session
1 session Cathy
Saturday, 1/14 10:00am-4:00pm
Friday, 3/23 10:00am-4:00pm
Cathy has great projects and tips to bust that stash. You will turn scraps into usable pieces for a variety of stash quilts she has chosen for this class.

- ❖ **Cindy Talks About Wool!** \$20
1 session Cindy T
Saturday, 1/28 9:30am
Want to learn how to handle wool, stabilize and embellishments. Cindy will cover all the basics and more in her lecture. Stay for the afternoon and take the small wool project class, too!

- ❖ **Crazy Quilt Workshop** \$50
1 session Cindy T
Saturday, 3/31 9:30am - 5:30pm
Learn how to create the foundation of crazy quilt pieces for those wonderful crazy quilt stitches. Spend the entire day learning how to create a crazy quilted piece and then learn the beginnings of embellishments. This foundation can be used in a quilt or wall hanging.

- ❖ **Creative Vest** \$40
2 sessions Beth
Thursday, 4/12-4/19 1:00pm
Ever wanted a one of a kind vest? Learn how to create a vest for any occasion you have in mind. Personalize any vest pattern you have for this class or start with a sweatshirt! Fabric and piecing is the key!

- ❖ **Don't Run With Scissors** \$50
4 sessions Beth
Thursday, 3/1-3/22 1:00pm
This class is filled with tips and tricks to make your piecing more accurate. With three blocks, this class will help you improve accuracy or learn how to fake it! Three simple blocks take you through piecing simple blocks, half square triangles and show you how to match all those corners and points.



❖ **E Covers** \$20
1 session Beth
Thursday, 2/9 1:00pm
Create a cover for an I pad, Kindle, nook, or any electronic tablet. With pockets for lights and notes this easy to assemble cover can be as individual as you.

❖ **Embroidery Club** Instruction Free
Embroidery designs \$21.95
Audit the class \$15
Monthly Staff
Tuesday 9:30am or 6:30pm
1/24, 2/28, 3/27, 4/24
Join the fun every month as we master new techniques for embroidery with any embroidery machine. Learn about design, placement, stitch combinations, stabilizers and the effects of embroidery on different fabrics and fibers.

❖ **Farmer's Wife** Free
10 sessions, Cathy
Fourth Wednesday, Monthly 9:30am
1/25, 2/22, 3/28, 4/25
Fourth Thursday, Monthly 6:30pm
1/26, 2/23, 3/22, 4/26
Read about life as a turn of the century Farmer's Wife and living on the plains. Create this sampler quilt of 6" blocks with templates and quick piecing techniques. A variety of fabrics can be used from reproduction to batik.

❖ **Fastest Quilt in the West** \$25
1 session Beth
Tuesday, 3/13 1:00pm
This quilt top can be put together in a matter of hours, really! This quilt is great for beginners or a quick top for a gift. Fabrics set the tone from cozy to elegant for the quilt: fun, fancy, elegant or antique. flannel or batik.

❖ **Fat Quarter Fun** \$30/session
1 session Barbara
Saturday, 2/4 10:00am-4:00pm
Saturday, 4/7 10:00am-4:00pm
Barbara Shie has chosen the best patterns that are fat quarter friendly. Make a project in a day, or get one started that will be your favorite quilt to make! Use different techniques as you use those great fat quarters you picked up at the last sale at **Ruth's Stitchery!** Bring a snack to share and sew all day long.
Pattern fee when required \$9.00.

❖ **Hand Embroidery** \$45
4 sessions Cindy T
Thursday, 1/12-2/2 9:30am
Learn eight embroidery stitches as you create a 16" x 16" sampler. Grandma's back-stitch, lazy daisy, colonial knots, feather stitch, fly stitch, buttonhole stitch, couching and creating a spider web with a spider. All can be combined to create an intriguing hand stitched sampler.

❖ **Hexagons the English Way** \$25
1 session Betty
Thursday, 2/23 9:30am
This is a great project to take anywhere you go. Grandmother's Flower Garden, Medallion hexagons, the patterns are endless with a simple hexagon. All hand sewn, learn all the tricks to putting this quilt together, and learn how easy the *AccuCut* will make cutting those templates... in 3 different sizes.

❖ **It's a Wrap, Bowls** \$25
1 session Beth
Tuesday, 4/10 1:00pm
Create bowls, vases, and snack dishes with fabric strips and rope. They really are easy to make and Beth has a few tricks up her sleeve to make it smooth and easy. Embellishments can be added to suit any decor and personalize the bowl.

❖ **Locker Rug Hooking** \$25
1 session Beth C.
Thursday, 3/15 6:30pm
Thursday, 3/22 9:30am
With a hook, string and canvas a lot of your fabric scraps can be history. These rugs have a primitive look that can warm any corner of the room. This is a great way to use up fabric strips and you can create so many things... rugs, placemats, coasters, hot pads and purses.

❖ **Machine Quilting** \$50
1 session Beth
Saturday, 2/25 - 3/3 10:00am-4:30pm
Learn the good and bad of machine quilting as you quilt with the walking foot and free motion foot. This class covers basting quilts and all the materials needed to quilt. Learn what works and what doesn't ...and why.

❖ **Monthly Ornaments** \$20/session
12 sessions Carol
Second Saturday, Monthly 1:00pm
1/14, 2/11, 3/10, 4/14
Each month Carol will show you how to make a new needlework ornament on even weave fabric with different designs, stitches and seasonal themes.

❖ **Northern Wilderness** \$15
12 Sessions Sonya
Third Thursday, Monthly 9:30am
1/19, 2/16, 3/15, 4/19
Moose, bears, eagles and more.... all these northwest animals are placed on pieced blocks for a stunning wilderness quilt.

❖ **Mod Squares** \$40
1 session Beth
Saturday, 4/21 10:00am-4:30pm
Unlike any quilt you have made so far, create this very modern quilt easily. Large graphic spaces create areas that wonderfully highlight fabric and quilting. This is a great introduction to the thoroughly modern quilt in any size.


❖ **Penny Pouch** \$25
1 session Cindy T
Wednesday, 2/29 1:00pm
Create this fun pouch to add to the country look of your home. Created with a wool exterior and a linen lining, this primitive crazy quilt purse is sure to spark your love for wool.

❖ **Penny Rug** \$15
12 sessions, Sonya
Third Monday, Monthly 1:00pm
1/16, 2/20, 3/19, 4/16
Wool is so much fun to work with. Create these small penny rugs or candle mats as you learn various techniques while working with wool. Each month we will feature a different candle mat that you will be able to decorate throughout the year.

❖ **Photo Memory Quilt** \$35
2 sessions Beth C.
Monday, 2/13 - 2/20 9:00am
Ever wanted to add photographs to a quilt? Create a unique quilt that captures the memories of that landscape photo from your last vacation. We will be working with landscape photographs and incorporating those photographs into a quilt or wall hanging.

❖ **Photo Quilts, Beyond Basics** \$35
2 sessions Beth C.
Monday, 3/5 - 3/12 9:30am
Want more from your photo quilts. Beth C will show you how to manipulate your photograph and get unusual results from your photographs when putting them in quilts.

❖ **Beginner Classes**
❖ **Intermediate Classes**
❖ **Advanced Classes**



❖ **Pincushions Galore** \$15
12 sessions Beth
Third Wednesday, Monthly 1:00pm
1/18 Fish Pincushion
2/15 Chicken Pincushion
3/21 Sweet as Pie
4/18 Max Mouse
Create a different pincushion each month using various techniques, materials and embellishments.

❖ **Punch Needle** \$20
1 session Betty
Thursday, 2/9 6:00pm
Wednesday, 2/22 1:00pm
This is a great project for the evenings and travel, easy and so portable. Find out how simple this is as Betty teaches you a few tricks. You can make pins, pictures and create embellishments for any projects.

❖ ❄️ **Quilt As You Go** \$35
3 sessions Beth
Saturday, 3/10-3/24 1:00pm
There are many methods to quilt as you go, and Beth knows most of them. Put together samples for your reference when you quilt your next project.

❖ **Quilting Basics, Mini Series** \$25
5 sessions Sonya or Beth
Friday 1:00pm
2/3 Rotary Cutting
3/2 Rulers Make a Difference
5/4 Drafting and Math of Quilting
6/1 Borders
7/6 Binding
This is a 5 class series. Classes can be taken individually for \$7 each or as a group (\$25). Each class focuses on basics in quilting. This will get you started in quilting and teach you the basics for your next project.

❖ **Silk Ribbon Embroidery** \$25
1 session Stephanie
Saturday, 3/3 9:30am-12:30pm
Learn the ins and outs of this time honored embellishing technique that has so many applications.

❖ **Small Projects** \$15
1 session Beth
Friday 6:30pm
1/6 Quilter's Paper
2/3 Cube Organizer
3/2 Quilted Basket
Try any of these quick projects that expand your sewing skills. We will try different techniques and materials. Some projects can even be given as gifts.

❖ **Small Wool Project** \$30
1 session Cindy T
Saturday, 1/28 1:00pm
This class follows Cindy's lecture on how to handle wool. Put some of that knowledge to immediate use in this class. Create a small wool project with all the information you just learned from Cindy's lecture on wool basics.

❖ **Snowman A-Z** Free
12 sessions Sonya
Second Wednesday, Monthly 9:30am
1/11, 2/8, 3/14, 4/11
Hand embroidered, these blocks with ABC's, snowmen and snowwomen will melt winter months away. Create this family heirloom as you learn a new hand embroidery stitch every month.

❖ **Starch and Press Appliqué** \$25
1 session Cindy T
Tuesday, 2/14 1:00pm
Learn this fast method of preparing appliqué pieces as you create three Colorado Columbinas. Cindy will show you how to starch and press the petals and you will have your own beautiful bloom.

❖ **Tatting Club** \$15
12 sessions Barbara
Saturday, 1/21, 2/18, 3/17, 4/21 1:00pm
Learn the basic techniques of tatting as you start your tatting project. Barbara is available to help you with ornaments, bookmarks, or any other tatting project you have in mind

❖ **10 Minute Block** \$25
1 session Beth C
Sunday, 3/4 1:00-4:00pm
Yes! It is possible. These large blocks are very versatile with the dimensional corners. Use a layer cake or cut you fabric into 10" squares and you will be all set. You can have this quilt finished in no time!

❖ **3D Sunflower Wall-hanging** \$30
1 session Beth
Saturday, 2/11 10:00am-4:00pm
Create 3 dimensional blocks, and then quilt as you create this wall-hanging background with a choice of two orientations, horizontal or vertical. The flowers will sparkle when you bead the centers of dimensional flower petals.

❖ **Beginner's classes**
❄️ **Intermediate classes**
⌘ **Advanced classes**


❖ **Thimbleberries Club** Free
12 sessions Dena
Sunday, 1/15, 2/19, 3/18, 4/15 1:30pm
Tuesday, 1/17, 2/21, 3/20, 4/17 1:30pm
Join Deana as she leads Thimbleberries fans with patterns created by Lynette Jensen. This year we will be working with the book "Pattern Party" and expand your skills in creating four different quilts and additional projects.

❖ **Wool Table Runner** \$25
1 session Sonya
Wednesday, 2/1 1:00pm
Create a wonderful table runner for the spring. With adorable bunnies and blooming trees you will be ready for Easter! Sonya has picked out a different table runner for each of the four seasons. You can create a series of runners in wool.

❖ ❄️ **Work on Binding Corners** \$15
1 session Beth
Tuesday, 1/10 1:00pm
Want to know how to create a sewn binding corner? There are a few tricks to sewing your binding corners so they are very flat and square, Beth will show you how. Sew a sample for yourself and you will never join your binding at the bottom of your quilt again!

CLASS POLICY:

- ❄️ Please pre-register for all classes and pay at least one-half of the class fees at the time of registration. The balance is due the first day of class.
- ❄️ Class fees are refundable or transferable only if we cancel the class or if you cancel 4 days prior to class. In fairness to our teachers and other students, we must be firm with this policy.
- ❄️ Many of our classes require a minimum enrollment of four people. If you have not signed up with a deposit for class we may cancel the class.
- ❄️ We cannot accommodate children during class - please honor this. It is not fair to other students or the instructor when you try to bend this rule.
- ❄️ Any supplies included with the class fee are listed with the class description.
- ❄️ Private lessons are available at \$25.00 per hour (excluding Viking machines).
- ❄️ In an effort to keep our class fees reasonable, we appreciate your purchase of additional class supplies at Ruth's Stitchery.



❖ **Whacky Blocks & Quilts** \$15
 11 sessions, Monthly Beth
 1/18, 2/15, 3/21, 4/18 6:30pm
 Take a classic block, tweak it a bit and you have a fresh new style. We will work on the block the odd months (Jan. and Mar.) and carry it over to create the quilt the next month. There are many layouts for each block that look totally different.

❖ **Wild Plaid** \$30
 2 sessions Beth
 Thursday, 2/16-2/31 1:00pm
 This is a knock-out quilt. Easy to piece, large or small versions (*Wild Plaid* or *Mini Plaid*) can be used in this class. This pattern is great for left over strips or with a collection of fabrics. It is so fast, you will have this quilt knocked out in no time!

Monthly Mini's By PatchAbilities
 Come see the new mini quilt series by PatchAbilities. Last year's set of monthly quilts was well received. Each month will feature a new quilt with new embellishments and a new header for the stand. Every month will fit neatly on the same stand. See if you want to add this wonderful decorative quilt series to your collection.



Snow Policy: If District 11 announces schools will be closed, we will cancel class. If school is delayed we will start morning classes at 10:00, please call if you have any questions.



❖ **Under Our Wings** Free
 Saturday, 2/18 10:00-4:00pm
 Join Ruth's Stitchery, an official Under Our Wings Shop, as we create tops and backs and pillowcases for Quilts of Valor on this patriotic Saturday. Bring in a "rookie friend" and sew together. We will have kits available to purchase. These quilts will be donated locally to wounded warriors through Fort Carson.

Unable to make it to this quarter's session? You can still donate a quilt or top with batting and backing and be a part of this National Service Drive in support for our troops. Ruth's Stitchery is proud to say we have donated 20 lap to queen sized quilts. Many thanks go to Heidi, Betty, Ruth, Sherri, Nancy, Mary and Beth. They have all donated wonderful quilts that were well received by the wounded warriors



Happy Birthday from Ruth's Stitchery
 As a **thank you** to our valued customers, we would like to help you celebrate your birthday. Come into Ruth's Stitchery during the week of your birthday, (Sunday-Saturday) to receive a 20% discount on your purchase. ★ This discount is not good towards sewing machines or sergers sales, software, Kits, cabinets, merchandise marked "do not discount", classes or tax. ★ Discounts cannot be compounded and on in-store merchandise only, (No Special Orders, no hold orders) ★ All merchandise is meant to be purchased for the Birthday person only. (Not shared with friends or relatives) .

Viking Event

March 27 and 28
 Hold these dates open. A national teacher from Viking will come demonstrate the new techniques, new features on the **Viking** sewing machines and new notions available. We are always pleased to bring this inspiring event to **Ruth's Stitchery** for you. Look for more details to come as an email, flyer and on our web site!

Ruth's Stitchery

Coming Events

10th Annual Pueblo Quilt Show
 Friday – Saturday, 4/13-4/14
 Pueblo Convention Center, Pueblo
 Be sure to stop by and visit at our Booth

Greetings from Ruth

Wow, 2012! Time seems to just zoom by and already we are looking at a new year. In so many ways it doesn't seem possible that 2012 finds Ruth's Stitchery embarking on its 28th year in business. You, our customers, are the most important people as without you we would not be here so a HUGE THANK YOU goes out to everyone for your continued faithful patronage throughout the years. Again, I want to thank each of my employees who are doing a wonderful job holding "down the fort" as I split time between here and farm life in Nebraska.

Resolutions are always a tradition this time a year.

Ruth's Stitchery will be participating in the "**Under Our Wings**" program to create quilts for wounded service members.

Resolve to create something new and different for yourself. Check out our new patterns and books that are always pouring into Ruth's Stitchery.

Maybe *resolve* to finish a UFO, but mostly, *resolve to be happy and enjoy everything you do.*

Fondly,
Ruth Johnson

Viking Sale

Friday, 2/17 - Monday, 2/20
Ruth's Stitchery

Come celebrate our 15th year as a Viking Dealer. Come in and see the new Designer Diamond Deluxe, Ruby and Topaz sewing machines. New **5D** software and new hoops, all will make your embroidery easier!

January 2012-April 2012

Ruth's Stitchery

Year End Sale

12/26/11-12/31/11



National Quilting Day

Saturday, March 17

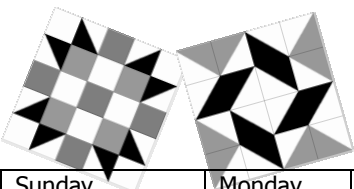
Drop off any quilt or quilt top with batting and backing for **Quilts of Valor** or other community charities.

Regular Hours:

Monday - Saturday	9:00am - 6:00pm
Thursday	9:00am - 9:00pm
Sunday	12:00pm-5:00pm

Special Hours:

Christmas Eve: 12/24/11	9:00am-4:00pm
Christmas Day: 12/25/11	Closed
Boxing Day: 12/26/11	9:00am-6:00pm
New Year's Eve: 12/31/11	9:00am-4:00pm
New Year's Day: 1/1/12	10:00am - 4:00pm
Easter: 4/8/12	Closed



Block Parties



Sunday	Monday	Tuesday	Wednesday	Thursday	Friday	Saturday
January 2012						
1.	2.	3.	4. 9:30am Ode to the 30's 6:30pm America the Beautiful	5. 6:30pm Home Tweet Home	6. 6:30pm Small Projects	7. 1:00pm Stitch In
8.	9.	10. 9:30am Cobblestone Lane 6:30pm Simple Blessings	11. 9:30am Snowman A-Z 9:30am Knit A Long 12:30pm Mystery Quilt	12. 9:30am Home Tweet Home	13.	14. 1:00pm Monthly Ornament
15. 1:30pm Thimbleberries	16. 8:30am Breakfast Club	17. 1:30pm Thimbleberries	18. 1:00pm Pincushion Galore 6:30pm Whacky Blocks & Quilts	19. 9:30am Northern Wilderness	20. 9:30am Appliqué Study Group	21. 8:30am Breakfast Club 1:00pm Tatting Club
22.	23.	25. 9:30am & 6:30pm Embroidery Club	26. 9:30am Farmer's Wife	27. 6:30pm Farmer's Wife	28. 2:00pm - 10:00pm Sew In	29.
29.	30.	31.				

Classes are as scheduled. Come into the shop or check the Web for consecutive dates and prices. All students need to register for all classes. Class policy is on your supply list and posted in the shop. **The Free Block Parties are free with the purchase of supplies at Ruth's Stitchery.**

Block Parties are a wonderful way to get together and meet other quilters. Many of these groups are established but will always welcome another quilter. You will see all the new items we have in the shop, learn new techniques and even get breakfast at the *Breakfast Club*. You sew in some block parties and in others you will just learn how to put the block together. All of the block parties offer an opportunity to share your latest quilt and get a round of applause for the great quilt or project you created.

America the Beautiful Free
First Wednesday 6:30pm
Create this wonderful quilt that was presented in a series of *Mc Call's* magazine. Houses, trees and mountain's majesty are all in this quilt, set in an unusual way.

Appliqué Study Group Free
Third Friday 9:30am
This group is dedicated exclusively to the study of hand appliqué. All levels are welcome. The group has elected to work on individual projects. Join us for support and some help as we stitch together.

Breakfast Club \$25/ session
Third Monday or Saturday 8:30am
Start your day with breakfast and a great pattern for quilts or projects using 2 1/2" strips every other month. Pattern and Breakfast included!

Cobblestone Lane Free
Second Tuesday 9:30am
Stroll through blocks designed by *This and That*. This classic quilt has a chained nine patch setting that melds into the border.

Embroidery Club Audit class only-\$15
Fourth Tuesday 9:30am or 6:30pm
Join the fun every month as we master new techniques for embroidery with any embroidery machine. Learn about stabilizers and the effects of embroidery on different fabrics and fibers. **designs \$21.95**

Farmer's Wife Free
Fourth Wednesday 9:30am
Fourth Thursday 6:30pm
Create this intricate reproduction quilt with turn of the century fabrics or fabrics of your choice.

Home Tweet Home Free
First Thursday 6:30pm
Second Thursday 9:30am
Create this set of birdhouses, designed by McKenna Ryan, and learn embroidery stitches and embellishing techniques to truly make this quilt unique.

The Free Block Parties are free with the purchase of supplies at Ruth's Stitchery.


Knit-A-Long Free
Second Wednesday 9:30am
Mimi has been knitting for years and will lend her expertise to help you with your knitting projects. Socks, hats, gloves, bags with or without cables ...Mimi is here to help.

Monthly Ornaments \$20 per session
Second Saturday 1:00pm
Each month Carol will show you how to make a new needlework ornament on even weave fabric with different designs, stitches and seasonal themes.

Mystery Quilt Free
Second Wednesday 12:30pm
It's a mystery quilt. We will start in January with fabric choices and start creating in February. Generally a large lap, you can add more to it for a larger quilt.

Northern Wilderness \$15
Third Thursday 9:30am
Moose, bears, eagles and more... all these animals are placed on a pieced block for a stunning wilderness quilt.

Ode to the 30's Free
First Wednesday 9:30am
Work on making blocks of all sizes, pieced or appliquéd, in traditional 30's fabrics or fabrics of your own choice. Either way you will enjoy making this quilt.



Block Parties, continued

Pincushions Galore \$15
 Third Wednesday 1:00pm
 Have you ever needed a pincushion for a special person or purpose? Create a different pincushion or slap bracelet every month in wool or cotton fabrics.

Sew-In Free
 Last Friday 2:00pm-10:00pm
 Come in with your UFO's or any machine sewing project you have and Beth will help you with the next step. If you are stuck and don't know what to do next on a project, we will figure it out together. If you are staying for the evening, bring a dish to share.

Simple Blessings Free
 Second Tuesday 6:30pm
 We will explore a quicker method to turning edges of appliqué and discuss piecing tips and tricks. We will make 4 quilts from this book between now and the end of 2012. You are welcome to join us!

Snowman A-Z Free
 2nd Wednesday 9:30am
 Hand embroidered, these ABC snowmen and snowwomen will melt winter months away. Learn different hand embroidered stitches each month.

Stitch In Free
 First Saturday 1:00pm
 Carol will help you with any of your cross stitch or hand needlework questions. She is a whiz at Hardanger and cross stitch on linen.

The Free Block Parties are free with the purchase of supplies at Ruth's Stitchery.

Thimbleberries Club Free
 Third Sunday or Tuesday 1:30pm
 Lynette Jensen deigns fabrics and patterns for *Thimbleberries Club* members and puts together a wonderful package of quilts and projects for any quilter. Kits are available quarterly at Ruth's Stitchery. Create four quilts with bonus projects throughout the year.

Whacky Blocks & Quilts \$15
 Third Wednesday 6:30pm
 Take a classic block, tweak it a bit and you have a fresh new style. We will work on the block the odd months (Jan. and Mar.) and carry it over to create the quilt the next month. There are many layouts for each block that look totally different.



Cross Stitch Classes

⌘ **Aspens in the Rockies** \$35
 2 sessions Carol
 Thursday, 3/15 - 3/22 1:00pm
 Here's a chance to learn techniques used to manipulate over-dyed threads as you create the Cross Stitch version of Beth's quilt used in Quilt Sampler Magazine 2006. Kits are available and include chart, thread, aspen buttons and detailed instructions.

❖ **Basic Hardanger** \$55
 5 sessions Carol
 Thursday, 1/12-2/9 1:00pm
 Saturday, 2/11-3/17 9:30am
 skips 3/3
 In the process of creating a series of five small heart shaped designs suitable for a variety of uses, Carol will teach the basic stitches used in European Hardanger embroidery as you stitch from Emie Bishop's introductory books.

❖ **Counted Cross Stitch** \$25
 1 session/ Kit included Carol
 Thursday, 2/16 1:00pm
 Learn the basics of Counted Cross Stitch to create treasured pictures for years to come. Learn how to read the basic symbols and how to create the stitches they correspond to. These pictures become treasured heirlooms for generations to come.

❖ **Cross Stitch on Linen** \$25
 1 session/ kit included Carol
 Saturday, 1/14 9:30am
 Thursday, 3/1 1:00pm
 Venture beyond Aida Cloth as you learn how very simple it is to stitch on linen. Linen creates a wonderfully rich background and is a very strong fiber. You will be hooked and your cross stitch will have the elegant look.

⌘ **Intermediate Hardanger** \$45
 4 sessions Carol
 Saturday, 4/14-5/5 9:30am
 Learn more of the beautiful stitches used to create this traditional needlework. This is a wonderful opportunity to enhance and expand your expertise.

⌘ **Log Cabin Star** \$45
 4 sessions Carol
 Wednesday, 3/21-4/25 1:00pm
 skips 3/28 and 4/11
 We will translate a traditional log cabin block into delicate hand stitches using over-dyed threads to simulate fabric prints. Filling the contrasting sides with specialty stitches in neutrals you will create this stunning block.

❖ **Beginner Classes**
 ⌘ **Intermediate Classes**
 ⌘ **Advanced Classes**